



HOLENBERG
HOME OF ANNA



Nature is not
a place to visit.
It is home.





In all things of nature
there is something
of the marvellous

- ARISTOTLE



FOREWORD

Welcome to the Biesbosch National Park, one of 20 national parks in the Netherlands. The Biesbosch is an important nature reserve with a large wildlife habitat and the biggest freshwater tidal area in Europe. This rare phenomenon makes it a wonderful place to stay surrounded by nature.

You will stay here in a special cabin: ANNA Biesbosch. The combination of the cabin's design and its off-grid installation gives you the opportunity to live in balance with nature's energy.

ANNA was created in 2016 in the forest in Eindhoven where I grew up. My mother longed for a place where she could feel close to nature. A place where she could enjoy everything nature had to offer. Buds blossoming, birds bustling about, skies changing colour, sunbeams casting beautiful shadows, wonderful insects, the scent of flowers and trees and the sounds of animals at night. She also wanted a place that gave her a feeling of security and simple comfort. A place to make nature her home. So I designed and built ANNA for her.

By playing with ANNA's outer and inner layers, you are always connected to nature. The dynamic aspects of ANNA and the natural environment – the weather, temperature changes, the day and night rhythms of life around you – allow you to become a small part of nature.

Together with our partners, our team continues to develop and refine ANNA into a cabin that can be installed in the most beautiful corners of the world; on top of a mountain, where the waves hit the shore, in the cold north or here in the Biesbosch where the wind can blow hard. ANNA is now mature and operates completely off-grid, guided by the rhythms of nature. It is built as far as possible from sustainable materials, produced locally and placed in this enchanting location with minimal impact on local flora and fauna. The products you find in ANNA are also as sustainable as possible.

I am extremely proud that we can offer you the unique opportunity to connect with nature here in the beautiful Biesbosch. I challenge you to push your limits, live and sleep outside and follow nature's rhythm. Feel the life around you. Surrender to ANNA, to the natural world, and above all, to yourself. Feel human once more, and be inspired by the animals, the trees, the water. Experience and enjoy,



Casper Anne Slob



Arrival

This ANNA is tucked away in the Biesbosch. This National Park is accessible to everyone. In the evening, most people leave the park, and you only have to share the nature around you with the local wildlife.

ARRIVAL

This is a truly remote experience, which means you check in and out yourself. You will receive the access code for the Maltha barrier and the cabin in your welcome letter.

The code for the storeroom (which also contains the wheelie bins) is the same as the barrier. You will find the key to the technical room in the second drawer of the kitchen unit.

OPENING THE CABIN

Please note! To avoid getting trapped between the shells, only use the handles to slide the shells.

1. Start by disconnecting the shells. These are connected with a mortise lock at the front of the cabin. The key is in the kitchen drawer; the lock is on the left of the front facade.
2. Next, loosen the pins that lock the inner and outer shell. Start with the pin of the inner shell, which is on the front at the left (as seen from the doorway).
3. Check there is nothing on the rails and that no one is standing on them. Then press the handbrake on the handle and the inner shell will move freely. Move the weight slowly and gradually increase the force. After the initial push, the shell rolls almost by itself. When the shell is in the desired position, you can release the handbrake. The brake ensures the shell stays in place.

4. Slide open the inner shell (partially) so that you can reach the pin of the outer shell, which is on the right side of the stove. Release the pin and use the handle on the outside of the facade to operate this shell.



Scan the QR code to watch the 'unlocking ANNA' instructional video.

PARKING

You can park your car at the cabin. Please only park along the path leading to the harbour by the cabin. You are not allowed to park by the jetty. Make sure you always close the barrier properly behind you.

PRIVAT LAND

ANNA Biesbosch is located on private property, and the road to the cabin is closed to vehicles. However, you may encounter hikers on the access road during the day and boats may moor at the dock.

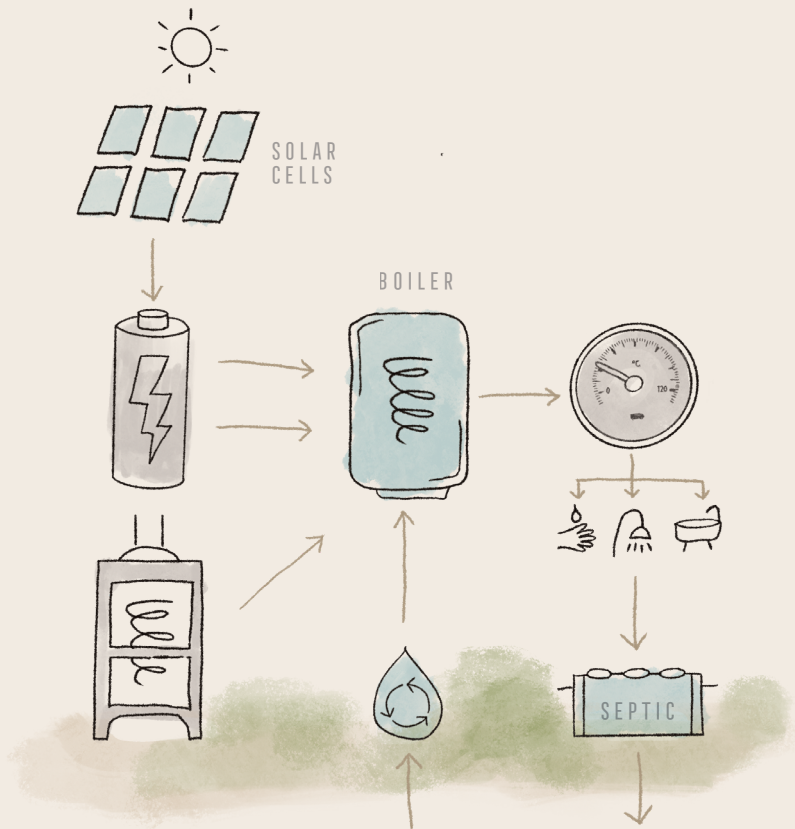


Off grid

It started with a yearning to live closer to nature. Being in nature is not only fun, but it also has a magical effect on how we live, think, act and heal. Science has shown that natural light, sounds, views and colours have a significant positive effect on our physical and mental health. ANNA Biesbosch features an off-grid system to live completely immersed in the elements of nature.

The wood-burning stove is the heart of the cabin. It doesn't just heat the cabin; it is also used for hot water and cooking delicious meals. The water comes directly from the ground and is then

filtered so you can use it for cooking, showering or having a bath. Electricity is generated by the solar panels, and we supply 10 litres of drinking water.



The wood-burning stove, the heart of the cabin


The wood-burning stove is used to warm the cabin, heat water and cook.

The wood-burning stove is the heart of the cabin. The stove heats the room as well as the water in the boiler. This takes longer in winter than in summer. The temperature gauge in the kitchen indicates how hot the water is and how much you still need to heat for washing up, showering or a hot bath. Allow at least 3 hours for the bath to get to the right temperature; in winter this can take up to 5 hours.

Use the stove's energy and heat for cooking. Prepare a delicious one-pot meal on the stove top or cook a hearty dish in the oven.

HEATING

The stove gives off a lot of heat, which should be enough to heat the cabin. Follow these steps to ensure you build a substantial fire. And always use the gloves and special tool to open the door and flap when using the stove!



TOOL FOR OPENING STOVE

1. Move the air regulator to the open position by sliding it to the right.
2. Open the fireplace door and place two logs lengthways in the fireplace. Make sure there is enough space in between.
3. Place a little kindling between the logs and add small pieces in the shape of a # on top.
4. Add a third log widthways on the top.
5. Light the kindling.
6. To add extra air, leave the door ajar until the fire is burning well.


When the fire is burning well, you can close the door. Once the soot from the firebricks has settled, the air regulator can be moved to the centre. Optimal adjustment is achieved when the flames are burning nice and calmly. If the flames sink or extinguish too far, the temperature in the chamber is not high enough.

Move the air regulator to the open position again and add more wood to the stove. Once the fire is burning properly again, you can use the air regulator to control the intensity of the fire, by sliding it slightly to the left.

Is it colder inside than outside?

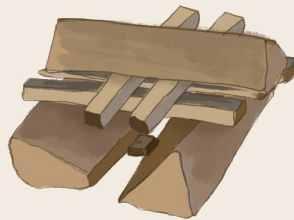
If so, the stove may not be drawing the air up properly. It helps to first preheat the stove and stove pipe with a handful of firelighters before adding more wood. Scan the QR code to watch a video where Caspar explains how to make sure the smoke doesn't billow inside the cabin.






STEP 1

air regulator in open position



STEPS 2 TO 4



STEPS 5 & 6



HOT WATER HEATING

The stove heats the water in the boiler using a heat exchanger. This needs a substantial fire. Allow enough time to heat the water (3 to 5 hours on average).

You can check the temperature of the water on the temperature gauge in the kitchen to see when the water is hot enough to wash dishes (30°C), shower (40°C) or run a bath (60°C).

COOKING

The wood-burning stove is equipped with a hob and oven. The oven and hob are heated by the fire. Only use the green cast-iron pan and roasting pan for cooking on the stove. The temperature of the hob increases from inside to outside. Close the lid when you are not cooking to keep the hob at cooking temperature.


The temperature gauge on the oven door shows the oven temperature.

BASEBOARD KITCHEN HEATING

When the stove is heated correctly, the water in the boiler will reach the maximum temperature. The heat from the stove is then blown into the kitchen through the baseboard heater. When you need extra heat in the cabin, you can choose to use the heat from the stove for the baseboard in the kitchen instead of heating the water in the boiler. To do this, simply push the bottom white button in the kitchen. The button automatically switches off, and the heater will start to heat the water in the boiler again.

EXTRA FIREWOOD

There is a basket of firewood next to the wood-burning stove. You'll find more wood in the storeroom between the cabin and the jetty on the south side of the small hill. The access code for the storeroom is the same as the code for the Maltha barrier.



COOL	100 °C
MOD	160 °C
HOT	200 °C
VERY HOT	250 °C

Electricity & water supply

Take advantage of everything nature has to offer at this unique spot in the Biesbosch. Power for ANNA Biesbosch is generated by solar panels on the roof. This energy is stored in the battery.

When there is enough sunshine, the battery will be recharged during your stay. However, the battery is not recharged on a cloudy day. ANNA Biesbosch itself consumes 10% of the battery per day. You should have plenty of energy left for a comfortable stay. Please be conscious of your energy consumption; unlike at home, the energy supply here is not unlimited. Keep a close eye on how much energy you use. To preserve the battery life, it is important that the battery does not fall below 30%. If the battery does fall below this percentage, the generator automatically switches on until the battery is sufficiently recharged.

Scan the QR code to see the battery percentage and get an idea of your consumption.



BOILER BUTTON

There is no need to heat the boiler in summer when the sun is high in the sky and the weather is warm outside. If you want hot water, you can use the boiler button opposite the sink in kitchen. On this panel, you will find the boiler button next to the thermometer that shows the temperature of the boiler water.

Press the boiler button in the kitchen briefly once (the green light comes on after a few seconds) to heat the boiler water electrically. Press the button again to stop the electric water heating (the light goes off). Check the thermometer at intervals to make sure the water is at the desired temperature to avoid using more energy than necessary.

Only use the boiler button in summer when it is too hot to light the stove and there is enough solar energy generated.

WATER SUPPLY

We pump water from the ground and filter it especially for your stay. So you can cook, shower and bathe with fresh water from the Biesbosch! Although the water is filtered, it might be a different colour than you are used to. And it may smell a bit of sulphur. This is normal but don't forget the tap water is not drinking water. You will find 10 litres of fresh drinking water in the water barrel in the kitchen for your stay.





Your stay in ANNA

Staying in ANNA is literally staying in nature: sleeping under the stars, waking up to the sound of birdsong or enjoying a bath as the sun sets.

By sliding the cabin's glass and wooden inner and outer shells, you connect with nature around you and choose the atmosphere and comfort you need. Make a fire, take an outdoor bath (hidden in the floor) or take your time to enjoy cooking on the wood-burning stove. Snuggle under warm blankets in the evening as the outside air slowly cools. Everything works intuitively in and around ANNA. But to get you started, here are some pointers to help you enjoy ANNA, the nature and your stay.

BATH

The bathtub is sunk below the floor. Open the hatch on the short side of the bath and slide the floorboards one by one (from right to left) into the storage compartment. Close the hatch again. Always drain the water completely before replacing the floorboards.

SEPTIC TANK

We use a septic tank. Please only use the toiletries supplied in the cabin (soap, shower gel, bath soap, washing-up liquid). These are suitable for the septic tank.

WASTE

We believe it is important to recycle waste, cardboard and glass. Leftover waste can be put in the white bin under the kitchen sink, glass and cardboard next to it. If the bin is full, you can dispose of your waste in the container next to the storeroom.

VENTILATION

There is a ventilation system in the fixed part of the cabin. This automatic system runs at the lowest setting and switches on by itself when needed.

BLINDS

If sleeping in the open is a daunting prospect, you can separate yourself from the outside and still enjoy the starry night sky. The blinds can be rolled up on either side of the bed on the mezzanine. Attach the blinds to the buttons on the rafters of the glass shell using the loops on each corner of the blinds.

STORAGE

In the kitchen opposite the hob, you will find a spacious cupboard where you can store your clothes and shoes. And even the kitchen table!

EXTRA CHAIRS

Extra chairs can be found in the technical room. This is outside to the left of the toilet window. The key is in the second drawer in the kitchen.

SCHOES

Try to take your shoes off as much as possible when you are in ANNA. This will keep the cabin nice and clean, and it's good for you! The floor can be cold, so use the woollen socks to keep your feet warm or wear two pairs of your own socks on top of each other.

BROOM

When you sweep through the cabin, please sweep from the inside out. Where possible, sweep around the bathtub in the floor. There is a soft indoor broom next to the stove, and you'll find a broom for the terrace in the technical room.

BOOKS

Your ANNA contains some inspirational books for you to enjoy. Each ANNA has different books about nature, design, food or lifestyle. Feel free to be inspired to live with nature.

CANOE

A stay in cabin ANNA includes a Canadian canoe. You'll find this canoe on the small jetty opposite the cabin. It must be locked at all times. The lock can be opened with the same code as the MALTHA barrier and the storeroom. The paddles are in the technical room. Life jackets are in the wardrobe in the kitchen and there is also a barrel here where you can keep things that need to stay dry. Use of the canoe is at your own risk. In case of emergencies, please call 112.

INSECTS

A variety of insects live in the Biesbosch. Most of them are beautiful and will leave you alone. But stinging insects like hornets and mosquitoes are active, especially in the summer season. The cabin is equipped with insect nets, but bring anti-insect spray as well, just to be sure.

DEPARTURE

Unfortunately, there comes a time when you have to leave. We hope you enjoyed your stay in the middle of nature. Before you go, we would be grateful if you could check the following points. This will help the next guests enjoy their ANNA experience too.

- Is the ventilation switched to auto?
- Are the shells locked with the pin down?
- Is the mortise lock at the front entrance locked? ¹
- Is the technical room locked?
- Are the keys in the kitchen drawer?
- Are all the lights out?
- Is the window in the mezzanine closed?

¹ Please note that this pin lock is very sensitive. Sometimes you have to move the shell a few millimetres to make sure the pins fit into the lock.

Watch our helpful instruction videos:



Instructions
for the bath



Instructions
for the table



Instructions
for the blinds



Instructions for
the screen door





Sustainability

ANNA believes in the power of nature and treasures it. The impact of our existence on our natural environment is in the hands of our generation.

For ANNA, a respectful approach to nature and the environment is the basis of all choices we make. The smallest choices and details can sometimes make a huge difference.

CABIN ANNA

Only high-quality, natural materials were used to build ANNA Biesbosch. Most of the materials are untreated and will become more beautiful over time.

For example, Accoya wood has been used. This is FSC certified softwood, which after treatment has the characteristics of hardwood, making it highly durable and requiring minimal maintenance.

ANNA's modular design allows for faster on-site assembly. ANNA Biesbosch was built using an electric crane in just one week, for minimal ecological disruption.

ANNA is a guest in nature. All the materials used can be separated and reused. Thanks to a screw foundation, ANNA can be dismantled without leaving a trace.


To reduce transport (and our footprint) in the future, ANNA is designed so that 80% of all its unique parts can be produced locally and globally with the use of CNC machines and 3D printers.

NATURAL BED AND BATH LINEN

We chose Yumeko's natural products for the bedding, sheets, bath towels and bathrobes. Yumeko makes sustainable bed and bath linen of the highest quality and consciously chooses to produce its products in transparent, ethical chains that contribute to positive change for the environment, people and animals.

Scan the QR-code to see Yumeko items from your ANNA cabin.



A photograph of a wooden deck in a forest. A large, dark tree trunk is in the foreground on the left, partially obscuring the view. The deck is made of wooden planks and extends towards the right. In the background, there are many trees, some with bare branches, and a bright sunset or sunrise is visible through the trees. The overall mood is peaceful and natural.

Nature does not hurry,
yet everything is accomplished

- LAO TZU



DISCOVER THE BIESBOSCH

Discover the Biesbosch

The Biesbosch National Park is a protected nature reserve and the largest freshwater tidal area in Europe. This unique place offers plenty of opportunity to discover the local flora and fauna and be inspired by nature.



Canoeing through a silent wilderness

Exploring the Biesbosch from the water is a special experience. You'll immediately feel the tranquillity of this special natural area. The water, the myriad of creeks and ponds and towering reed beds create a true wilderness experience. Despite the millions of visitors, a canoe trip provides a unique moment in nature all year round. In winter, you'll feel the cold and face the elements of this freshwater tidal area. Everywhere you look you'll see the birds that come from the far north to spend winter in the Biesbosch. They come here for the peace and quiet too. On a summer's evening, you can enjoy countless dragonflies, damselflies and birds while paddling. Birds such as kingfishers, bluethroats and Savi's warblers sing the loudest. From a canoe, you experience the peace and the nature of the Biesbosch more intensely. You can canoe through the Biesbosch on all the open waterways. There are two marked routes. From the jetty, cross the large creek and you'll see a canoe route sign on your left. Enjoy!

Hiking through the Noordwaard

New, but no less beautiful. Look at the tidal nature of the Noordwaard. You can walk there from the cabin, and you will be amazed by the scenery. It's all around you. Vast grasslands and wetlands interspersed with streams, gullies, reedbeds and mud flats. The river has free rein here and nature reaps the benefits. The water flows all day and provides plenty of natural variety. Shallow, flowing and calm freshwater tidal areas are very rare. Lots of birds, insects and plants have recently discovered the value of this area. Thousands of black-tailed godwits come to eat and mate in the Noordwaard every spring. It's here that they take a break on their way to their roosting grounds. A variety of tide-loving plants such as rushes, triangular rushes and big cattails quickly took possession of this tidal wilderness.

You can easily explore the area from the low dykes surrounding the polders and the rural roads. Walk for hours and enjoy the peace and tranquillity. And if you take your time, you'll encounter the most beautiful sunrises and sunsets.

Birdwatching in Maltha polder

You can walk straight from the cabin into prime European nature. In the reed marshes and willow forests, the bluethroats, reed warblers and sedge warblers tweet in abundance in spring. And a quintessential Biesbosch resident, the Cetti's warbler, sings its raucous song. The Biesbosch is a stronghold for this species. With a bit of luck, you might catch glimpses of a great bittern, a kingfisher or a water rail. The spring and summer months are filled with wildlife in this area. Just walk quietly along the paths and enjoy.

In the winter months, the Maltha polder is a beautiful area to enjoy all kinds of wading birds. They come to the Biesbosch from the far north to spend the winter here. They are sensitive to disturbances and therefore no boating is allowed in the Maltha polder. But from the cabin, the birdwatching hut or the path you have a good chance of spotting little grebes, goosanders, smews, goldeneyes, kingfishers and perhaps even the mighty white-tailed eagle!

Harm Blom,
Forest ranger



HISTORY

Today, people know the Biesbosch mainly as a nature and recreation area. But in the past, labour and agriculture were at the heart of the Biesbosch for many. The first plants to establish themselves in the open water were the rushes. The entire area owes its name to these plants - the Dutch word for rushes is *biezen*! These large rushes were harvested commercially and used to make chair seats. Over time, the cultivated rushes area silted up, and the land became more suited to growing reeds. The reeds from the Biesbosch were famous for their length. Branches four or five metres long were the rule rather than the exception. Due to the changing water management (the Delta Works) around the Biesbosch, the reedbeds became higher and drier. As a result, they became overgrown with vegetation such as hedge bindweed, bramble and hairy willowherb. A next step in the transformation of this area was to convert the reedbeds to willow (or 'griend' in Dutch): wetlands. Plots were enclosed and culverts were used to regulate the water levels of the area. These wetlands were then transformed into agricultural plots. After clearing and milling the willow, the desired water level was achieved. The reclaimed land was used as grass, pasture or arable land. In recent years, agricultural polders have disappeared again to make room for the river: an important aspect of natural development.

BIESBOSCH RESIDENTS

In the Biesbosch, you will find a variety of animals. The most famous resident of all is the beaver: the pride of the Biesbosch! Beavers are regularly spotted in the water at ANNA. But the Biesbosch is also home to other forest animals such as foxes, roe deer, pine martens, hares and root voles. Not to mention the many birds!

LOCAL FLORA

A special part of Biesbosch vegetation is found in the nutrient-rich meadows in the Kraaiennest and Hengstpolder. These areas are characterised by flowery vegetation that turns a beautiful yellow and consists of wildflowers such as hawksbeard, meadow pea and greater yellow rattle. The floral splendour of the Hengstpolder is a feast for the eyes. Here, you can find the northern bedstraw, a very rare plant in the Netherlands with small white flowers.

WATER

Experience the Biesbosch up close from the water. Imagine yourself in a jungle with narrow winding creeks and overhanging branches. Paddle through a vast and rugged landscape of large creeks and huge expanses of water with wide reedbeds. There are various routes for both experienced canoeists and beginners, ranging from two hours to a full day.

ON FOOT

From a short stroll on paved paths to long treks through marshy wetlands. And from a trip along the banks of richly vegetated creeks to a trek through polders full of meadow birds or over narrow dikes over rough terrain. Either way: walking in the Biesbosch is an amazing experience! Wear sturdy shoes for hiking along unpaved paths and long trousers to protect against ticks and other insects. Don't forget to bring your binoculars and camera: there is always something beautiful to spot in the Biesbosch.

DISCOVER THE BIESBOSCH

SWIMMING

ANNA Biesbosch is surrounded by water. You are not allowed to swim in the water directly in front of the cabin because beavers live here. If you want to take a refreshing dip, you can find the nearest official swimming places and information on bathing water quality at zwemwater.nl. To swim closer to the cabin, follow the trail to the tip of the peninsula, stay on the left side of the line of balls and you can swim there! Please note this is not an official swimming spot. Swimming here is at your own risk. Scan the QR code to visit the website zwemwater.nl.



INFORMATION & ROUTES

Whether you want to explore the Biesbosch on foot, by canoe or another way, the website beleefdebiesbosch.nl offers more information and the best routes. Scan the QR code to visit the website.





FOTO RIES VAN WENDEL DE JOODE

Restaurants

ANNA is equipped with a good kitchen where you can cook delicious meals on the wood-burning stove. If you prefer a bit of pampering, we are happy to provide some suggestions. Below is a selection of exceptional restaurants in the area.

Het Magazijn, Dordrecht

Restaurant, concept stores and an art library under one roof. At Restaurant Het Magazijn, simplicity, approachability and hospitality take centre stage. Come and enjoy their delightful garden in the heart of Dordrecht.

Huiskamercafé fluitekruid, Dordrecht

Take the ferry towards Dordrecht and hop off onto this café's lovely terrace. In bad weather, you can also sit inside and enjoy coffee with homemade pastries, a vegetarian lunch or a drink.

Herberg de kop van 't Land, Dordrecht

On the edge of the Biesbosch lies Herberg de Kop van 't Land. This small restaurant serves meat- and fish-free dishes. They strive to minimise waste. The restaurant offers a surprise menu, and any dietary requirements must be notified in advance. You can get to the restaurant easily by ferry. Keep in mind you will have to take a detour on the way back due to the limited sailing times in the evening!

Villa Augustus, Dordrecht

The restaurant at Villa Augustus is in the former pumphouse in the middle of the kitchen garden. All the herbs, fruit and vegetables are picked and sent straight to the chef. Food is prepared daily on the wood-burning oven.

Fort Altena, Werkendam

Fort Altena is part of the New Dutch Waterline intended to protect the Fortress Holland from outside attacks. You can visit the brasserie inside the fort every Friday, Saturday and Sunday from 10.30 to 17.

SIS Lunch Boutique, Werkendam

Be pampered by the friendly staff at SIS lunch boutique. From homemade pastries to fresh smoothies or treat yourself to the Saturday morning breakfast buffet. Sheer indulgence!

Stoute Karel, Gorinchem

Enjoy a drink at this beautiful location overlooking the Merwede River. Open Friday, Saturday and Sunday from 13.00 to 17.00.

Safety

A fire extinguisher is provided in a centrally visible location. There is also a fire blanket in the kitchen cabinet under the sink. Read the instructions so you know how to use it in case of fire.

If the smoke detector beeps, stay calm and check what has set the alarm off. In the event of a fire, get yourself and others to safety. Sometimes the alarm goes off when cooking. If this happens, turn on the ventilation in the kitchen and open the cabin if possible. The alarm will stop by itself.

You are staying in the middle of nature, so be alert for ticks. Ticks can be infected with bacteria that causes Lyme disease. If you find a tick remove it as soon as possible with a tick pen.

You will find this in the first-aid kit in the drawer under the sink. Grasp the tick as close to the skin as possible, then disinfect the wound with alcohol or iodine and note the date of the bite in your diary. If, within three weeks, a red, ring-shaped area forms around the bite that gradually increases in size and becomes pale and faded in the middle, then this may indicate Lyme disease. Other symptoms include a flu-like feeling, fatigue and pain in arms and legs. If in doubt, make an appointment with your doctor.

EMERGENCY NUMBERS

General emergency number

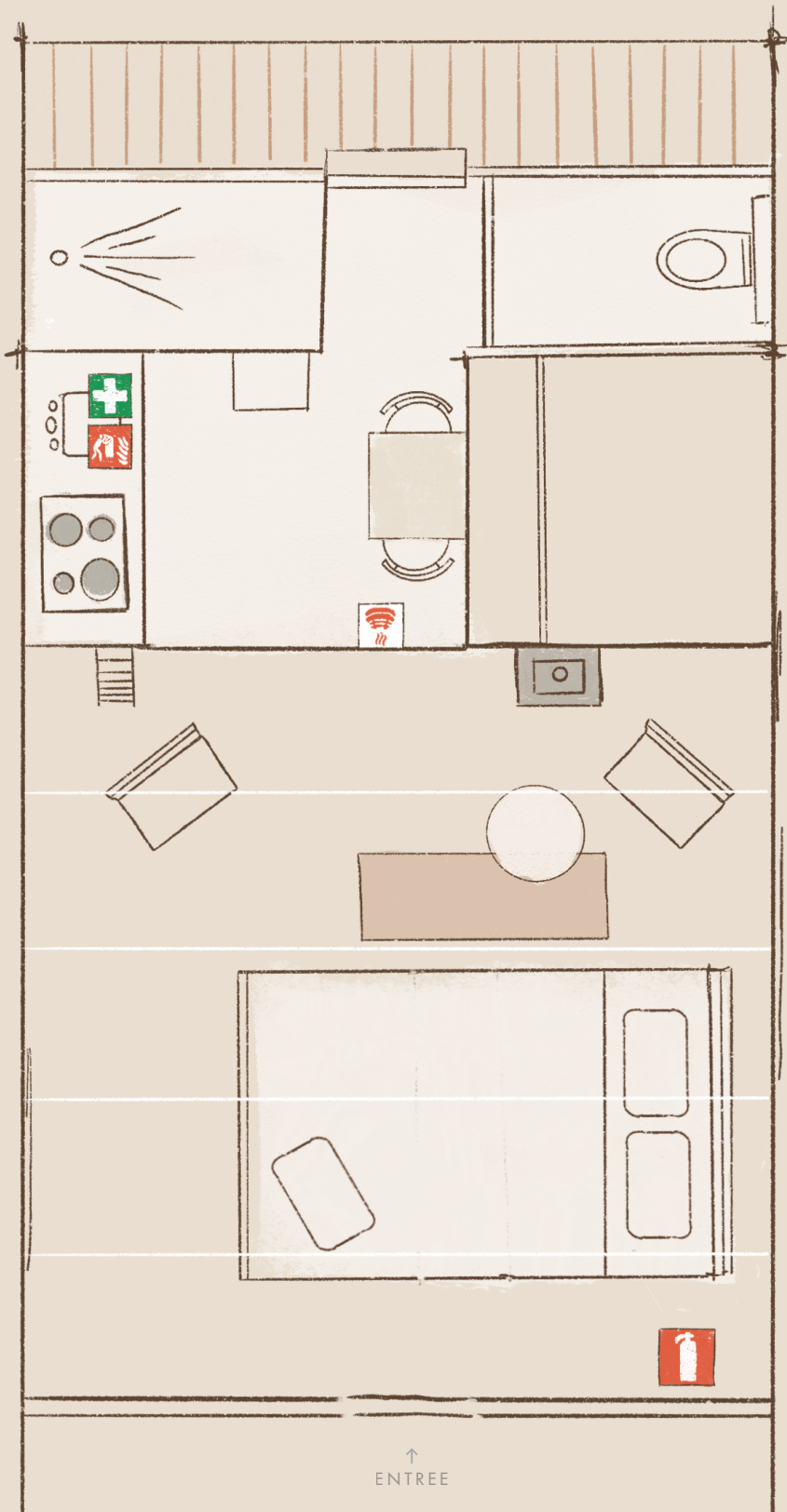
Call 112 for emergency assistance from ambulance, fire service & police.

Cabin ANNA

For urgent questions or emergencies, Cabin ANNA can be reached 24 hours a day on +31 (0)6 89 970 836.

Local doctor surgery


Maatschap "Hoogstraat" Raadhuislaan 2-21
4251 VS Werkendam
+31 (0)183 508 000



A relaxed state of mind
sparks creativity

Share your ideas or creations
and inspire the world

We look forward to welcoming you to Cabin ANNA here in
the Biesbosch. Or in one of the Cabin ANNAs in the middle of
the Maashorst nature reserve.

 tag us at [@holenberg_maashorst](#) and [@cabin_anna](#)